

SB220~SB2200

2.0Amp Schottky Barrier Rectifiers

Features

- The plastic package carries Underwriters Laboratory Flammability Classification 94V-0
- Guardring for overvoltage protection
- Low reverse leakage
- High forward surge current capability
- High temperature soldering guaranteed
250°C/10 seconds at terminals

Mechanical Data

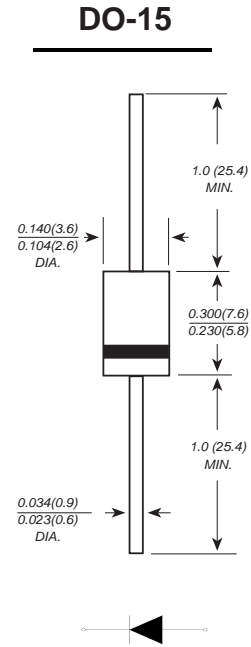
Case : Molded plastic body

Terminals : Solder plated, solderable per MIL-STD-750, Method 2026

Polarity : Polarity symbol marking on body

Mounting Position : Any

Weight : 0.0116 ounce, 0.33 grams



Dimensions in inches and (millimeters)

Maximum Ratings And Electrical Characteristics

Ratings at 25°C ambient temperature unless otherwise specified. Single phase half-wave 60Hz, resistive or inductive load, for capacitive load current derate by 20%.

Parameter	SYMBOLS	SB220	SB240	SB260	SB280	SB2100	SB2150	SB2200	UNITS
Maximum repetitive peak reverse voltage	V_{RRM}	20	40	60	80	100	150	200	V
Maximum RMS voltage	V_{RMS}	14	28	42	56	70	105	140	V
Maximum DC blocking voltage	V_{DC}	20	40	60	80	100	150	200	V
Maximum average forward rectified current at $T_L=100^\circ\text{C}$	$I_{(AV)}$	2.0							A
Peak forward surge current, 8.3ms single half sine-wave superimposed on rated load	I_{FSM}	50.0							A
Maximum instantaneous forward voltage at 2.0A	V_F	0.55	0.70	0.85		0.95		V	
Maximum DC reverse current at rated DC blocking voltage $T_A=25^\circ\text{C}$ $T_A=125^\circ\text{C}$	I_R	0.5 50		0.05 10		mA			
Typical thermal resistance	R_{qJA}	75.0							°C/W
Operating junction temperature range	T_J	-55 to +125			-55 to +150				°C
Storage temperature range	T_{STG}	-55 to +150							°C

Ratings And Characteristic Curves

FIG. 1- DERATING CURVE OUTPUT RECTIFIED CURRENT

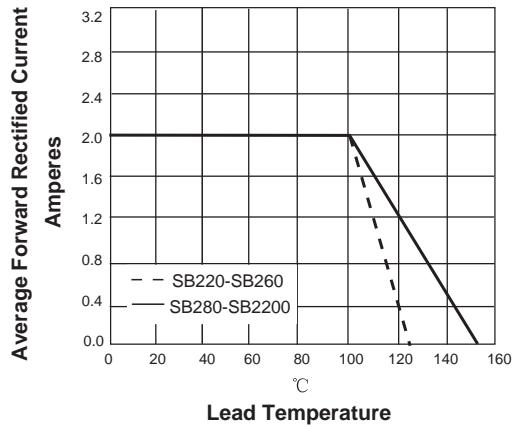


FIG. 2-MAXIMUM NON-REPETITIVE PEAK FORWARD SURGE CURRENT PER LEG

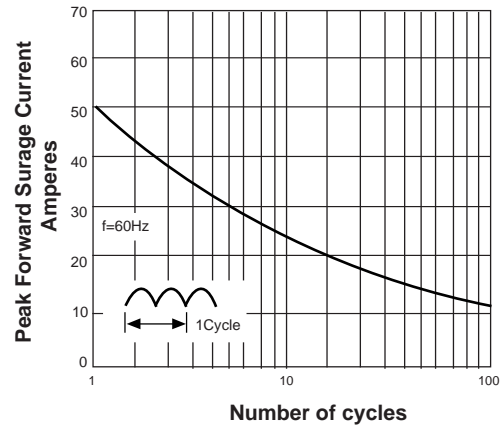


FIG. 3-TYPICAL FORWARD VOLTAGE CHARACTERISTICS

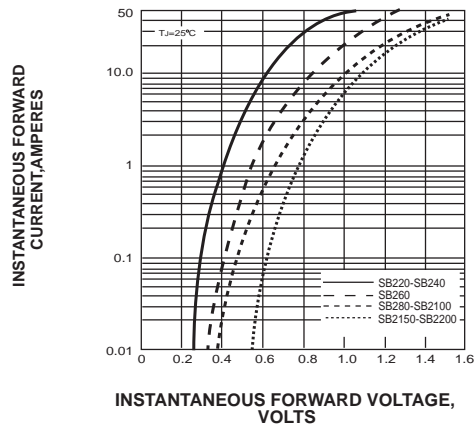


FIG. 4-TYPICAL REVERSE LEAKAGE CHARACTERISTICS

